

# New! SOSS Hercules Hinge®

The new SOSS Hercules Hinges® are ideal for doors of extreme weight or size. They can be used in place of standard model #218 or #220 invisible hinges when the use of fewer hinges is needed.

For example, a standard 80" tall, 36" wide, 1-3/4" door that weighs 150 lbs. normally needs four model #218 SOSS Invisible Hinges. With the SOSS Hercules Hinge® model #218H on this size door, only two hinges are required.



SOSS Hercules Hinges are currently available in three popular finishes; Satin Chrome (US26D), Satin Brass (US4), and Satin Nickel (US15).

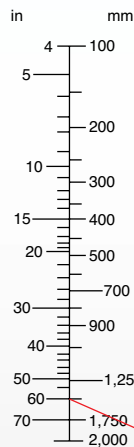
For assistance with choosing the correct number of SOSS Hercules Hinges, please consult the factory.

Hinge #	Description	Door Material	Fire Rating*	Min. Door Thickness
218H	Solid alloy steel body & links, similar to model #218	Wood/Metal	2 Hour	1 3/4"
220H	Solid alloy steel body & links, similar to model #220	Wood/Metal	2 Hour	2"

\*Rating is in accordance with BS EN 1634-1 standards. These hinges are not UL fire rated.

This sizing chart is intended for doors that exceed sizing chart on page 51.

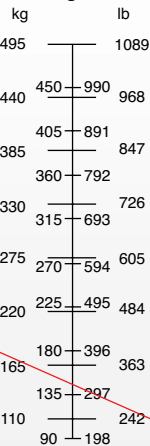
### Door Width in Inches and Millimeters



### Example:

A 60" wide door weighing 300 lbs. would require four #218H or three #220H Hercules Hinges. The red line shows how the sizing and selection were determined from the sizing chart.

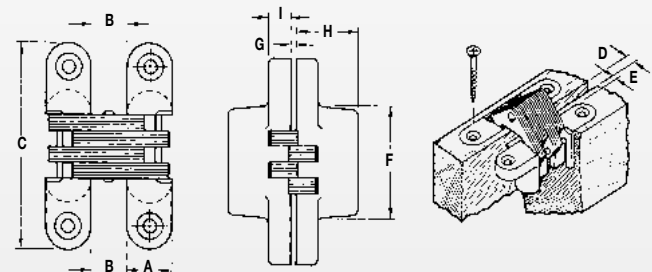
### Hercules Hinge Door Weight in Pounds and Kilograms



Hinge Number	Number of Hinges Required	
	218H	220H
	12	10
	11	9
	10	8
	9	7
	8	7
	8	6
	7	6
	6	5
	6	5
	5	4
	5	4
	4	3
	4	3
	3	2
	3	2
	2	2
Hinge Number	218H	220H

Dimension	218H	220H
A	1 1/8" (28.58 mm)	1 3/8" (34.93 mm)
B	5 5/64" (21.83 mm)	1 1/16" (26.99 mm)
C	4 39/64" (117.08 mm)	5 1/2" (139.70 mm)
D	2 3/64" (9.13 mm)	1/2" (12.70 mm)
E	1/4" (6.35 mm)	3/32" (7.14 mm)
F	2 7/16" (61.91 mm)	2 3/32" (75.41 mm)
G	1/16" (1.59 mm)	3/32" (2.38 mm)
H	1 4/64" (41.67 mm)	1 6/64" (50.40 mm)
I	1 3/32" (10.32 mm)	1 5/32" (11.91 mm)
Minimum Material Thickness	1 3/4" (44.45 mm)	2" (50.80 mm)
Wood Screw Sizes	#10 x 2 1/2"	#12 x 2 1/2"
Soft Wood Pilot Hole	No. 43	No. 38
Hard Wood Pilot Hole	No. 31	No. 25
Machine Screw Size	#10-24 x 3/4"	#12-24 x 1"
Hinge Weight	2.15 lbs	3.80 lbs.

### KEY TO DIMENSIONS SHOWN IN CHARTS



All SOSS Hercules Hinges are shipped with the proper size wood and machine screws unless ordered without. Do not exceed "E" dimension.