

**BHC164** 10.6 mm from the edge that faces the opening, drill a 16 mm hole with a depth of 16.5 mm.

**BHC184** 11.5 mm from the edge that faces the opening, drill a 18 mm hole with a depth of 17.5 mm.

**BHC244** 16.50 mm from the edge that faces the opening, drill a 24 mm hole with a depth of 25 mm.

**It is important that all hinges are in line.**

**NOTE: Align the barrel hinge properly before inserting it into the wood. The barrel hinge isn't designed to be turned once installed.**

**SOSS**<sup>®</sup>

Invisible Hinges

**Universal Industrial Products, Inc.**

One Coreway Drive

Pioneer, OH, USA 43554-0628


Phone: (419) 737-2324 (800) 922-6957 FAX: (419) 737-2130

Email: [hinges@sooss.com](mailto:hinges@sooss.com) Internet: [www.soss.com](http://www.soss.com)

© Copyright 2015, Universal Industrial Products, Inc.

#9545

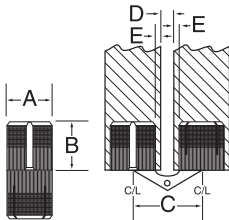
# Barrel Hinge Installation Instructions



## Easily Installed




Secure mounting in wooden door or panel is assured by tightening tensioning screw on all models except BHC085. It is held in place with #2 screws supplied with each hinge.

Templates are not available for barrel hinges. Not recommended for vertical or load bearing applications. No load recommendations available, for light applications only.



UIP#	Min. Door Thickness	Drill Bit (mm)	Screw Size	Dimensions (in millimeters)				
				A	B	C	D min.	E max.
BHC085	7/16"	8.2mm	#2	8.18	9.9	11.6	1.9	.8
BHC104	1/2"	10mm	#3*	10	11.5	15.7	2	1.8
BHC124	5/8"	12mm	#4*	12	13.3	19	2.7	2.1
BHC144	3/4"	14mm	#6*	14	15.5	23	3	3
BHC164	7/8"	16mm	#6*	16	16.5	23.5	3	2.3
BHC184	1-1/8"	18mm	#6*	18	18	27	3	3
BHC244	1-1/4"	24mm	#10*	24	24.9	35.1	4.1	3.5

\*If desired, a customer supplied secondary screw may be installed in the groove that is 180 degrees from the tensioning screw; this is optional.



**BHC085** 4.8 mm from the edge that faces the opening, drill a 8.2 mm hole with a depth of 9.9 mm.

**BHC104** 6.8 mm from the edge that faces the opening, drill a 10 mm hole with a depth of 11.5 mm.

**BHC124** 8.1 mm from the edge that faces the opening, drill a 12 mm hole with a depth of 13.3 mm.

**BHC144** 9.5 mm from the edge that faces the opening, drill a 14 mm hole with a depth of 15.5 mm.

